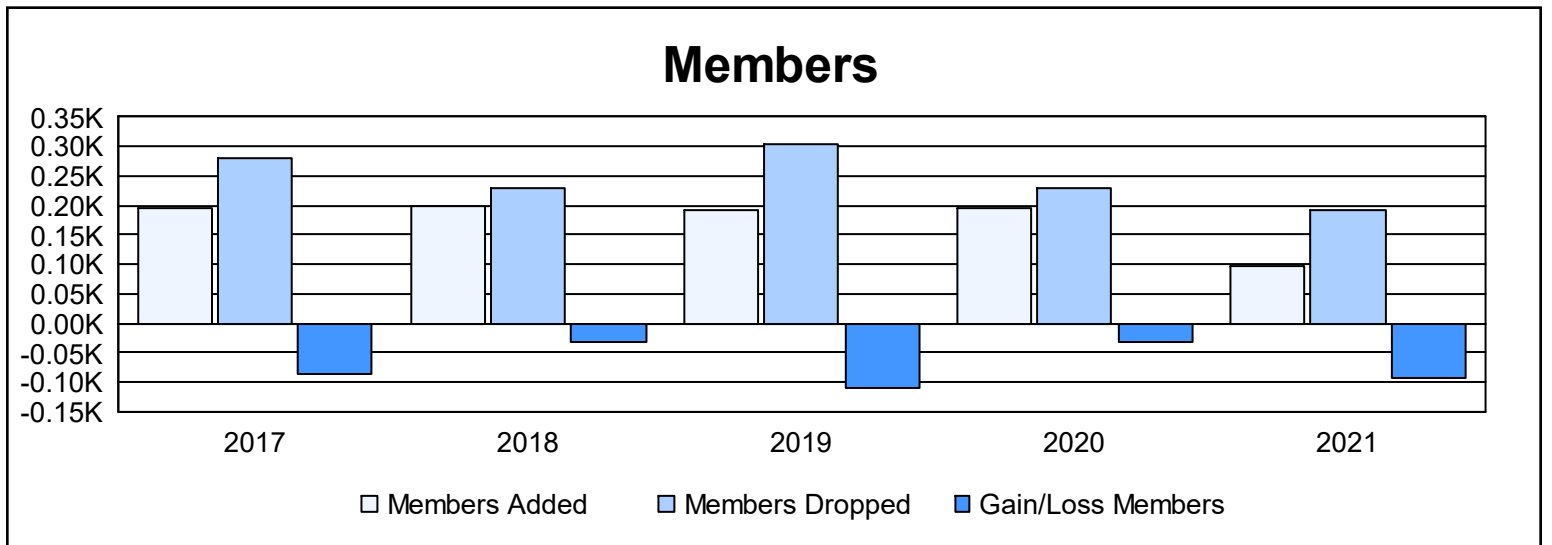
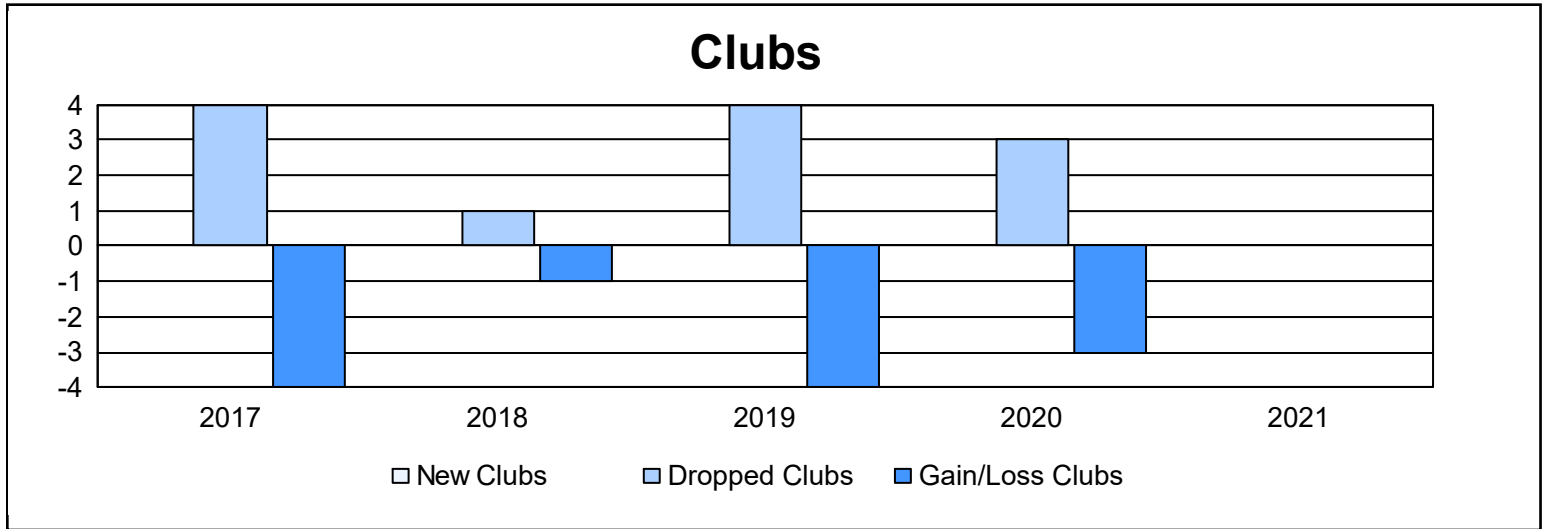
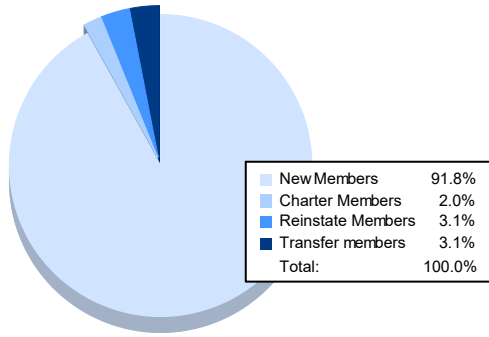


| Year | New Clubs | Dropped Clubs | Gain/ Loss Clubs | New Members | Charter Members | Reinstate Members | Transfer Members | Total Member Added | Total Members Dropped | Gain/ Loss Members |
|----------------|-----------|---------------|------------------|-------------|-----------------|-------------------|------------------|--------------------|-----------------------|--------------------|
| 2016-2017 | 0 | 4 | -4 | 174 | 0 | 6 | 14 | 194 | 280 | -86 |
| 2017-2018 | 0 | 1 | -1 | 193 | 0 | 5 | 0 | 198 | 231 | -33 |
| 2018-2019 | 0 | 4 | -4 | 161 | 0 | 7 | 25 | 193 | 304 | -111 |
| 2019-2020 | 0 | 3 | -3 | 189 | 0 | 7 | 1 | 197 | 229 | -32 |
| 2020-2021 | 0 | 0 | 0 | 90 | 2 | 3 | 3 | 98 | 192 | -94 |
| Average | 0 | 2 | -2 | 161 | 0 | 6 | 9 | 176 | 247 | -71 |



Membership Composition June 2021 Cumulative



Gender Composition June 2021 Cumulative

